



FOR YOUTH DEVELOPMENT®
FOR HEALTHY LIVING
FOR SOCIAL RESPONSIBILITY

How to Register for Summer Camp/Sports Camp

You must have an active program or full facility membership to register for YMCA programs. If you are having trouble activating your membership, please contact our office at 216-263-6860 or visit your local YMCA.

1. Log into your account
 - a. Login=email address on file
 - b. Password=created at time of account set up. If you do not remember your password, please contact the office to have it re-set 216-263-6860.

<https://www.clevelandyca.org/youth-development.html>, choose your program, then choose your location. On the top right corner, under the header and tabs, click on the “REGISTER NOW!” button.

OR

<https://www.clevelandyca.org/youth-development.html>, scroll to the bottom of the page. In the black section under “Quick Links”, select “Log In to Your Account”.

2. Search for the program
 - a. On the right corner select “Programs”
 - b. On the left select to “change” your location
 - i. The list on the top is for the branches
 - ii. The list below is the labeled “Other Locations” and this is where the child care and sports camp programs are listed.
 - iii. Choose the site listed under “Other Locations” that represents the site you wish to attend, then click on the set location button on the bottom Left of the screen.
 - c. Choose the program category you wish to register
 - i. Summer Child Care=Summer Camp
 - ii. Summer Sports Camp
 - iii. Summer Tot Camp
3. Register for the program
 - a. On the right side the results are listed. Under the heading , there is a blue link that says 2018 *Category you chose (#)*, Click on this and it will sort the weekly offerings available, in order, and it will allow you to select all the weeks of care needed, (Watch for the “Load more results” button on the bottom of the page) then click on the blue “Register” button at the top or bottom of the page




FOR YOUTH DEVELOPMENT®
FOR HEALTHY LIVING
FOR SOCIAL RESPONSIBILITY


- b. A list of all members attached to your membership appear. Select the person you wish to register for the selected care. If you are registering more than one child, that will need to be done separately.
- c. Complete the questionnaire, select next on the bottom of the page
- d. Read the Agreements/Waivers, then type your name below the information, then click on the blue “I Agree” button.
- e. You can now add any additional registrations, by clicking on the blue button, at the top right side of the page, “Add More Programs”
- f. Review your registration, and then select next.
- g. Then you can make the payment.

How to Register for Summer Camp/Sports Camp

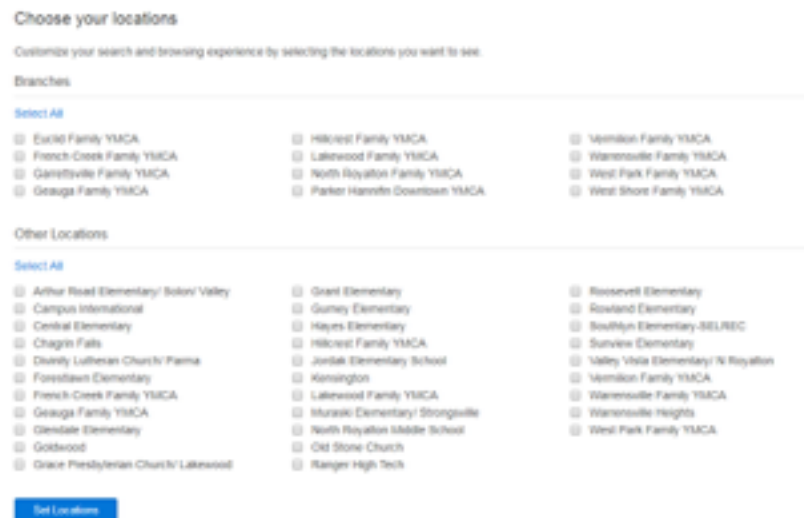
- 1. LOG IN <https://www.clevelandymca.org/youth-development.html>
- 2. Select Programs on top right side of the page.



- 3. Change your Location, by clicking on the icon on the top left side of the page.



- 4. Choose you location from the sites listed under “Other Locations”.





FOR YOUTH DEVELOPMENT®
FOR HEALTHY LIVING
FOR SOCIAL RESPONSIBILITY

5. Choose your Category

Categories		Coming Soon
Out of School Time-Fun Days	2	
School Age Child Care	6	
Summer Sports Camp	33	
Preschool Child Care	6	
Summer Child Care	20	
Summer Tot Camp	40	

6. Click on the link on the top right side, under the Category

Start a new search...

Categories **5** ^

- Summer Child Care (20)

Locations **5** ^

[Remove](#)

- Arthur Road Elementary/Solon Valley (20)
- Chagrin Falls (33)
- Divinity Lutheran Church/Parna (30)

Summer Child Care

[2018 Summer Child Care \(20\)](#)

20 results found.

2018 SUMMER CHILD CARE
06/06 Old Stone Full Time
Old Stone Church
Jun 04, 2018 - Jun 08, 2018
Mon, Tue, Wed, Thu, Fri

7. Choose your weeks, click Register

- a. Full Time = 4-5 Days of Care
- b. Part Time = 1-3 Days of Care
- c. Provisional = Financial Assistance/Vouchers

8. Choose the person you are registering for the program

9. Complete the questionnaire, select Next

10. Read the Agreements/Waivers, Type your name below and select “I Agree”

By typing your name, you are agreeing to the terms in the agreements above

11. Review and select next.

12. Then Make the payment.